



Creative Families @ Home



Paint a picture in the style of

PICASSO



Pablo Picasso was born 'Pablo Ruiz y Picasso' in Malaga in Andalucia, Spain, on October 25, 1881.

He was born to Spanish parents, Don Jose Ruiz y Blasco, a painter and art teacher, and Maria Picasso y Lopez.

At age seven, Pablo began attending school in drawing and oil painting in the School of Fine Arts in Barcelona.

What you will need to draw an cubism self portrait.

Something to paint on e.g. paper, cardboard, wallpaper.

Mirror.

Paints e.g acrylic


Paint brushes

Water pot

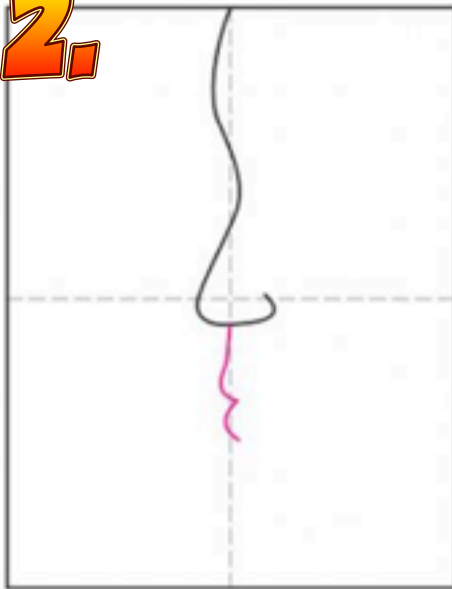
Follow the tutorial on the next page;

1. Make fold lines in the paper as a guide. Start by drawing a profile with a nose.
2. Continue down through the lips.
3. Add the chin.
4. Continue the chin up to the jaw. Add the side view of the mouth.
5. Add a profile view of the eye.
6. Finish the left side with front view of the eye.
7. Add half of the front view of the mouth.
8. Finish with the necklines.
9. Paint your portrait with vibrant colours.

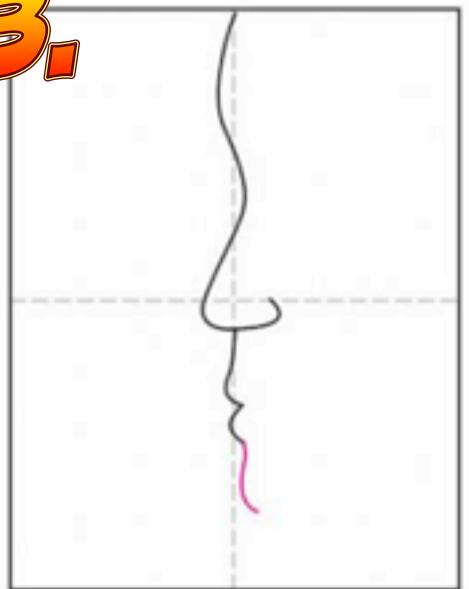
1.



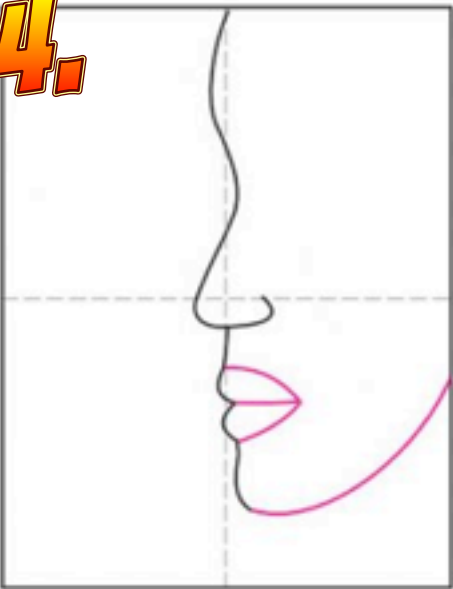
2.



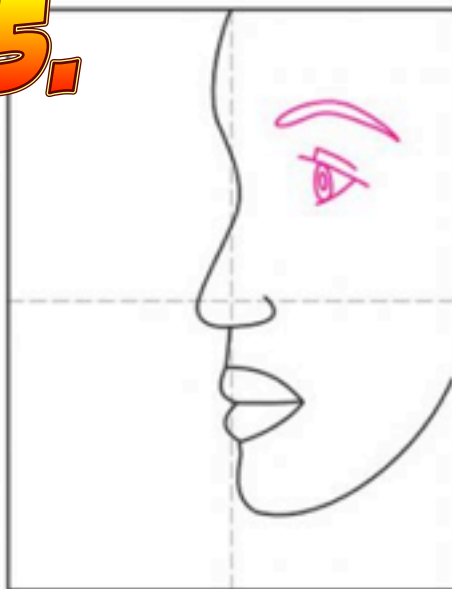
3.



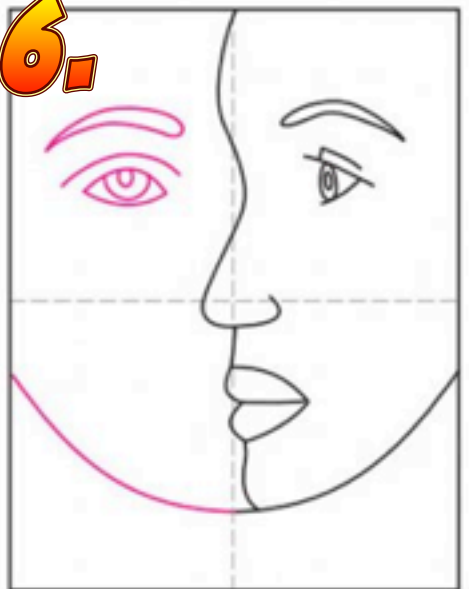
4.



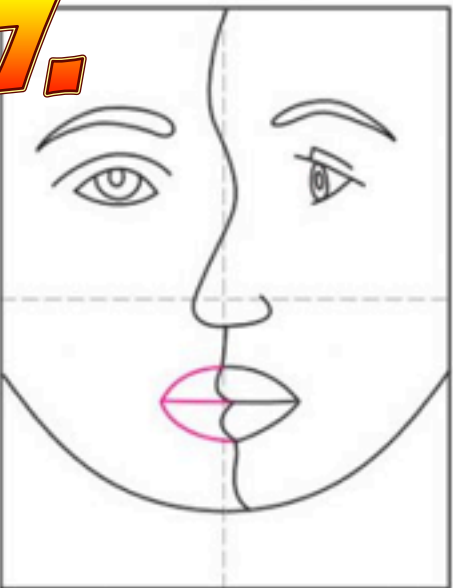
5.



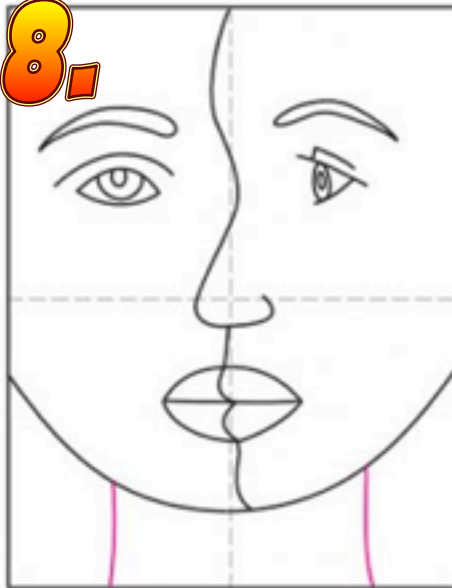
6.



7.



8.



9.

