

Creative Families




@ Home



Magical Crafts

See what amazing crafts you can make from things you have lying around at home; create something magical today!

From this




What you will need

A twig or stick
jute twine or string
Scissors
A strip of gold paper or silver foil.

...to this



Mini witch or wizards broom




What you will need

A pen or pencil
White paper
Scissors
Glue



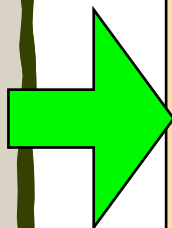
A quill



What you will need
 A wooden dowel,
 chopstick
 Glue gun (adult use only)
 or a glue that will dry
 with a raised surface.
 (The glue is used to
 create the effect of a
 carved wand)
 Paint, preferably acrylic



A wand



What you will need
 A post it pad
 Brown fur, fabric, felt, old
 towel
 Googly eyes (or draw some
 on paper)
 White card
 Red fabric or felt
 Glue
 Scissors
 See the link below for
 instructions.
[http://www.ikatbag.com/
 2017/02/harry-potter-party-
 monster-book-of.html?m=1](http://www.ikatbag.com/2017/02/harry-potter-party-monster-book-of.html?m=1)



Monster Book



What you will need
 Any colour wool (enough to
 make two pom moms)
 Coloured felt or card to
 make the wings, tail etc
 Googly eyes or make your
 own.
 Scissors
 Strong glue/glue gun (adult
 use only)
 See the link below for
 instructions. Use your
 preferred method for making
 pom poms.
[https://
 onelittleproject.com/pom-
 pom-dragons/](https://onelittleproject.com/pom-pom-dragons/)



Dragon